

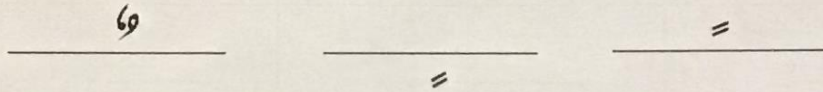


Darul Quran – Sunday School  
Quranic Studies Lessons Grade 1  
**Tanween Lesson** (Summer 2022)

Teacher: Sr. Shokreya & Sr. Ban Alban  
Email: [nabiakramcenterjax@gmail.com](mailto:nabiakramcenterjax@gmail.com)


## SIGNS OF TANWEEN

The Tanween signs are as follows:



The **Tanween** sign is in fact a **double Fatha**, **double Kasra** or **double Dhamma**. The **Tanween** sign is also called a nunation sign because all the letters with Tanween will end with a **Nūn** sound.


For example, the following words end with a **Nūn** sound:




Mun

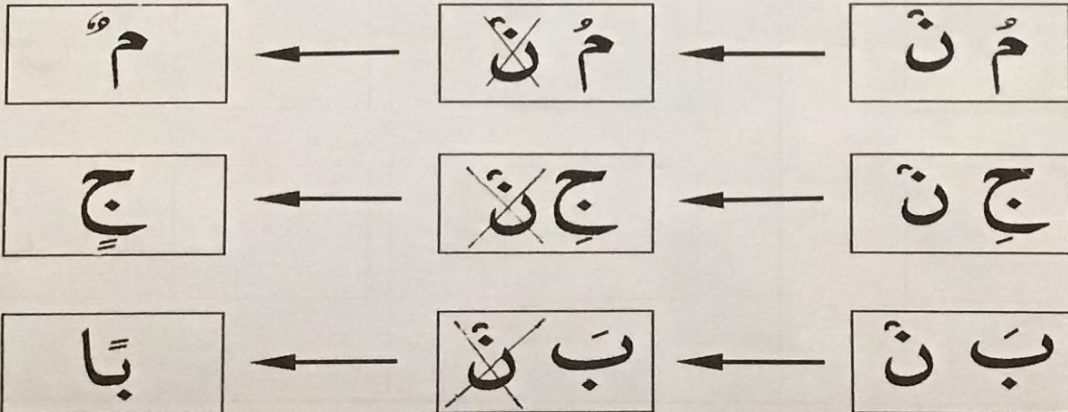


Jin



Ban

Now the above words can be written in a short form using the Tanween sign. Also, we cancel the  letter, and use the Tanween, sign.



To make the words in a short form we cancel the sign.

ن

and use the **Tanween**

**Note:** Alif usually follows immediately after a letter carrying double Fatha i.e. Alif is added

مَا
Man

جَا
Jan

قَا
Qan

بَا
Ban

Except for Ta-marbutah ( ة )

تَا
Tan

Let us test yourself. See if you can read the following words. You learned Sukoon and Shaddah last semesters. You should be able to read the following words.

اِبِلٌ اَمْرٌ بَقْرَةٌ كِتْمٌ حَبْلٌ

Write the words given below in a short way by putting the tanween sign. For example,

بِئْ ← بَيْنْ

← سُنْ

← لِنْ

← جِنْ

← قُنْ

← اِنْ

Class exercise 1: Practice the following Alphabets marked with Tanween in class with your teacher.

