

In His Holy Name

Lesson 4 (Arabic Alphabets Set 4)




Practice the followings:


1. Raa like Rumman
2. What is Rumman in English and in the language your parents speak?
3. Zaa like Zahrah
4. What is Zahrah in the language your parents speak?
5. Seen like Sa'ah
6. What is Sa'ah in English and in the language your parents speak?
7. Sheen like Shajarah
8. What is Shajarah in English and in the language your parents speak?
9. Say the Alphabets from Alif to Sheen
10. Write the Alphabets from Alif to Sheen

Dear Parents: The following two pages is a homework for students to complete and email it to nabiakramcenterjax@gmail.com. You can also take a picture of the completed work and text it to 904-729-1265. OR your student can bring it to class on Friday. Thank You


WORKSHEET NO. 4

THE ALPHABET
CHAPTER 3

 Write



Write the above letters in the teddy bears and colour them.



WORKSHEET NO. 5

THE ALPHABET
CHAPTER 3

✍ Write

س س س س س س

ش ش ش ش ش ش

Colour the apples with س in one colour and ش in another.

