

In His Holy Name

Lesson 5 (Arabic Alphabets Set 5)




Practice the followings:

1. Saad like Soof
2. What is Soof in English and in the language your parents speak?
3. Dhaad like **Dha'n**
4. What is Dha'n in the language your parents speak?
5. Taa like Ta'ir
6. What is Ta'ir in English and in the language your parents speak?
7. Zaa like Zab'y
8. What is Zab'y in English and in the language your parents speak?
9. Say the Alphabets from Alif to Zaa
10. Write the Alphabets from Alif to Zaa

Dear Parents: The following two pages is homework for students to complete and email it to nabiakramcenterjax@gmail.com. You can also take a picture of the completed work and text it to 904-729-1265. OR your student can bring it to class on Friday. Neatness counts and creativity. Thank You

WORKSHEET NO. 6


THE ALPHABET
CHAPTER 3

 Write

ص ص ص ص ص


ض ض ض ض ض

Colour the balloons with ص in one colour and ض in another.



WORKSHEET NO. 7

THE ALPHABET
CHAPTER 3

 Write

ط ط ط ط ط ط

ظ ظ ظ ظ ظ ظ

Match the letters that are the same and colour them.

ز

ظ

ر

ط

ط

ر

ظ

ز